




How to Set Up your SimplyE Account on your Android

1. Download **SimplyE** app from the app store.
2. Once installed, open SimplyE app and accept **SimplyE End User Agreement**. When the dropdown menu appears swipe left and **confirm age**.
3. Click on the menu  (upper-left corner) select **Settings**, then **Accounts** and then click the  sign (upper-right corner) to find and select **Howard County Library, TX**
4. Under **The SimplyE Collection** heading click on **Howard County Library, TX**.
5. Type the last 7 digits of your library card number as the **Barcode** and your library account password as your **PIN**. Call the library if you need assistance with your card number and password. You are **logged in** when the option to **log out** shows.
6. Click on **Settings** until the **dropdown menu** appears, click on  arrow next to **The Simply E Collection** and choose **Howard County Library, TX** to access the catalog and search for materials. Downloaded books appear under **My Books** in menu.

